

KIMONO sospensione

Matteo Ugolini design

anno 2012

SCHEDA TECNICA - SE635V-EXT

CORPO LAMPADA "A"

| | | |
|-----------|-------------|---|
| materiale | vetroresina |  |
| colore | bianco | |

CAVO ELETTRICO "C"

| | | |
|-----------|----------|---|
| materiale | neoprene |  |
| colore | verde | |

FUNE DI SOSPENSIONE "F"

| | |
|-----------|---------|
| materiale | acciaio |
|-----------|---------|

DISPOSITIVO ELETTRICO


| | |
|-------------------|------------|
| portalampade | E27 |
| sorgente luminosa | max 1x23w |
| classe energetica | da E a A++ |





PACKAGING

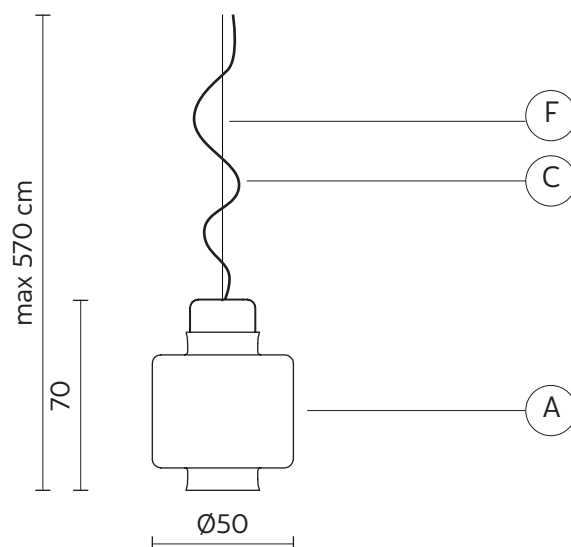
| | |
|---------------|----------|
| n° colli | 1 |
| peso netto/kg | 5 |
| peso lordo/kg | 8,2 |
| imballo/cm | 63x63x67 |

EMISSIONE LUMINOSA

unidirezionale



| | |
|---|-----------|
|  | diretta |
|  | filtrata |
|  | indiretta |
|  | assenza |



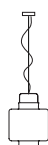
CERTIFICAZIONI

| | |
|-----|-------------------------|
| IEC | 60598-1:2008 |
| EN | 60598-1:2008 + A11:2009 |



| | |
|-------------------------------|---------------------|
| grado di protezione lampadina | IP65 non inclusa |
|-------------------------------|---------------------|

COLLEZIONE



SE635V-INT



SE636V-INT



SE636V-EXT