

# WOW! sospensione

Matteo Ugolini design

anno 2014

## SCHEDA TECNICA - SE696CC

### PARALUME "B"

materiale  
colore

lino  
bianco



### ROSONE "E"

materiale  
colore

metallo  
bianco lucido

### CAVO ELETTRICO "C"

materiale  
colore

PVC  
trasparente

### FUNE DI SOSPENSIONE "F"

materiale

acciaio

### DISPOSITIVO ELETTRICO

portalampade  
sorgente luminosa  
classe energetica

E27  
max 1x70w  
da E a A++


### PACKAGING





n° colli  
peso netto/kg  
peso lordo/kg  
imballo/cm

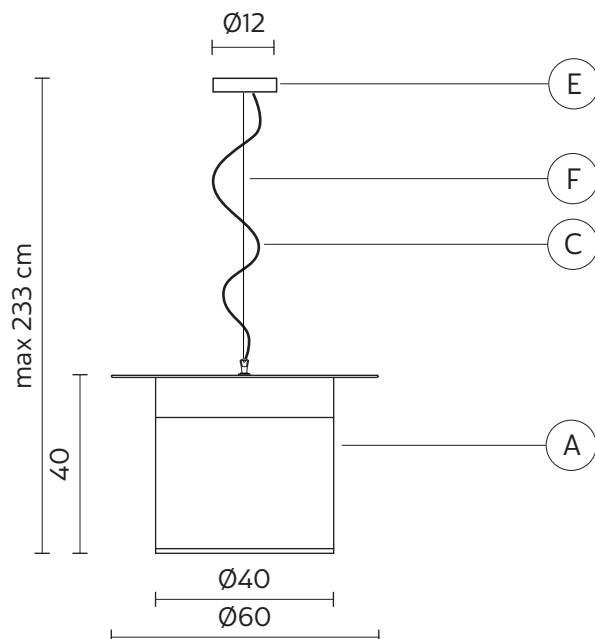
1  
2,4  
4,7  
64x64x67

### EMISSIONE LUMINOSA

unidirezionale



 diretta  
 filtrata  
 indiretta  
 assenza



### CERTIFICAZIONI

IEC 60598-1:2008  
EN 60598-1:2008 + A11:2009



grado di protezione  
lampadina

IP20  
non inclusa