

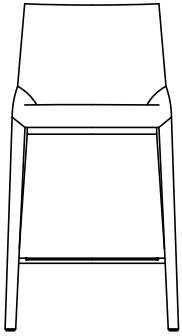


DESCRIZIONE

| | |
|----------------------------|--|
| Tipologia | Sgabello |
| Struttura | Metallo rivestito in cuoio |
| Gambe | Massello rivestite in cuoio |
| Seduta / Schienale | Rivestimento di cuoio con inserto in metallo, sottosedile in poliuretano integrale |
| Poggiapiedi | Metallo |
| Caratteristiche | Punzonatura estetica (broguering) perimetralmente alla seduta |
| Rivestimento finale | Cuoio non sfoderabile |


DIMENSIONI

Sgabello basso



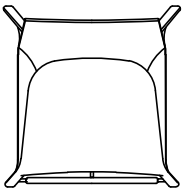
500
19 3/4"

930
36 1/2"




640
25 1/4"

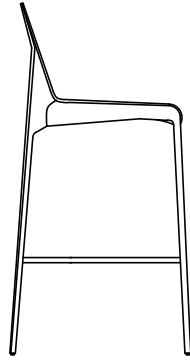
520
20 1/2"



Sgabello alto



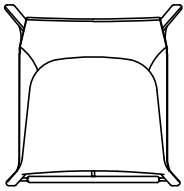
1000
39 1/4"



710
28"

500
19 3/4"

520
20 1/2"



FINITURE RIVESTIMENTO

Cuoio



Cuoio

FINITURE POGGIAPIEDI

Parti metalliche



Parti metalliche